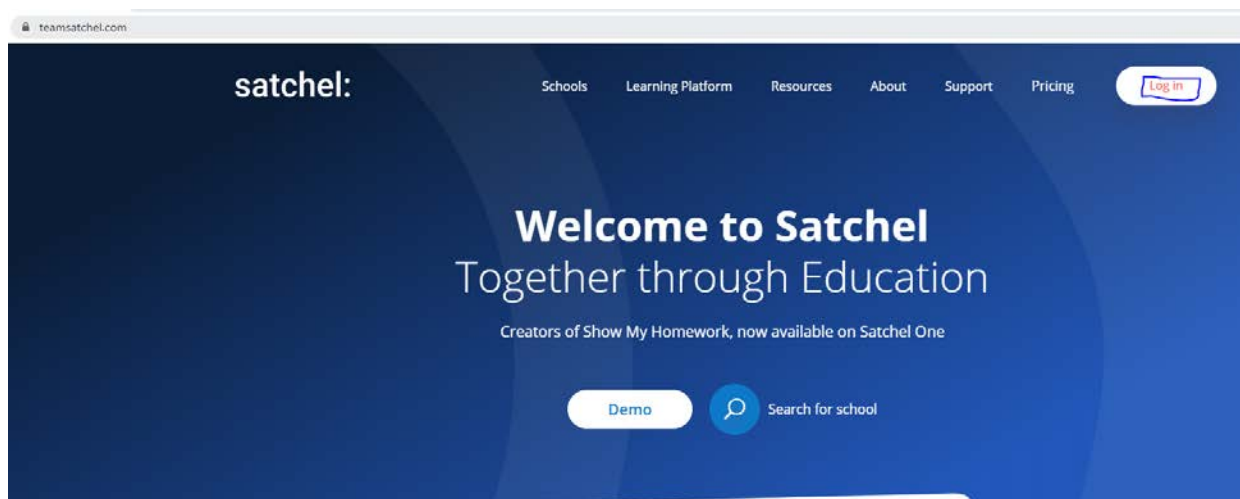


Show My Homework Upload Guide

Head to teamsatchel.com and click log in.



Sign in with your personal 'Show My Homework' account details.

A screenshot of the Satchel login form. The form is titled 'Login' and has a 'Forgot password?' link. It features three tabs: 'Staff', 'Parent', and 'Student', with 'Student' being the active tab. Below the tabs are two radio buttons: 'I already have an account' (selected) and 'I don't have an account yet'. The form includes three input fields: a school name field (containing 'Kimberley School'), an email field (containing 'b2test@kimberleystudent.co.uk'), and a password field (masked with dots). A blue 'Log in' button is positioned below the password field. Below the button, there is a section titled 'Or log in with:' with three options: 'Sign in with Office 365' (with the Office 365 logo), 'Sign in with Google' (with the Google logo), and 'Sign in with RM Unify' (with the RM Unify logo).

You should then be able to access your homework through the 'To-do list'.

To-do list

Calendar

Timetable

Gradebook

Notice board

My drive

Support

Issued Completed

Filter list by using key words in the search box

Search...

This w

Wednesday 04 March

Homework

Complete set homework using document attached.
Homework for group **Test** - Add Support - Mr. R. Keeling

From here you can download any accompanying documents assigned by your teacher.

Set on Tue 03 Mar

Due on Wed 04 Mar

Task description

Complete set homework using document attached.

Other information

- This homework will take approximately 30 minutes
- Mr R. Keeling would like you to hand in this homework online via Show

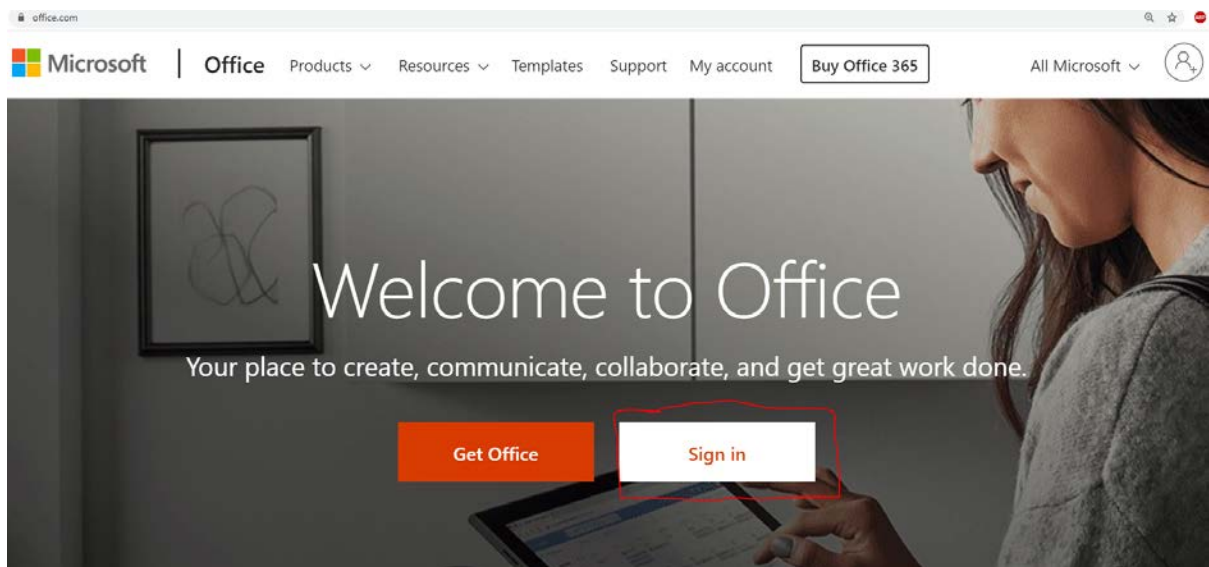
Resources to help you

DOCX

Test document.docx

[Download](#)

Once you've downloaded a document head to [Office.com](https://office.com) and sign in with your **School** email address and password.



Now select the OneDrive option from the web applications listed.



[Office 365](#) →

Apps



Outlook



OneDrive



Word



Excel



PowerPoint



OneNote



SharePoint



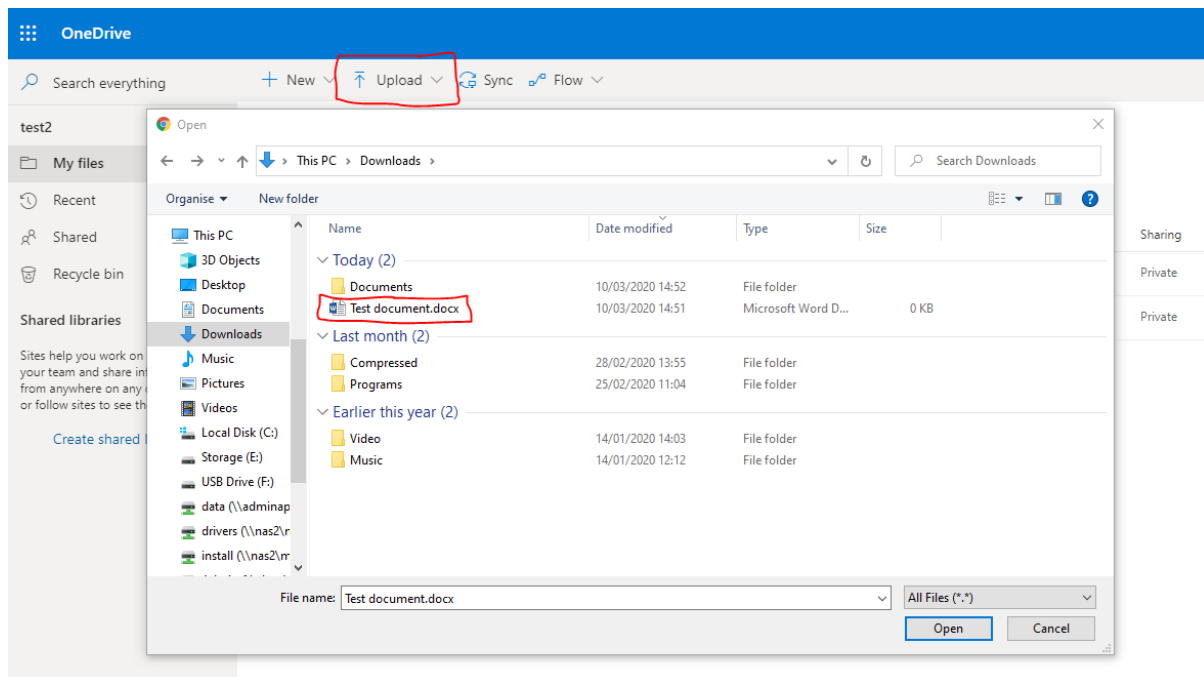
Teams



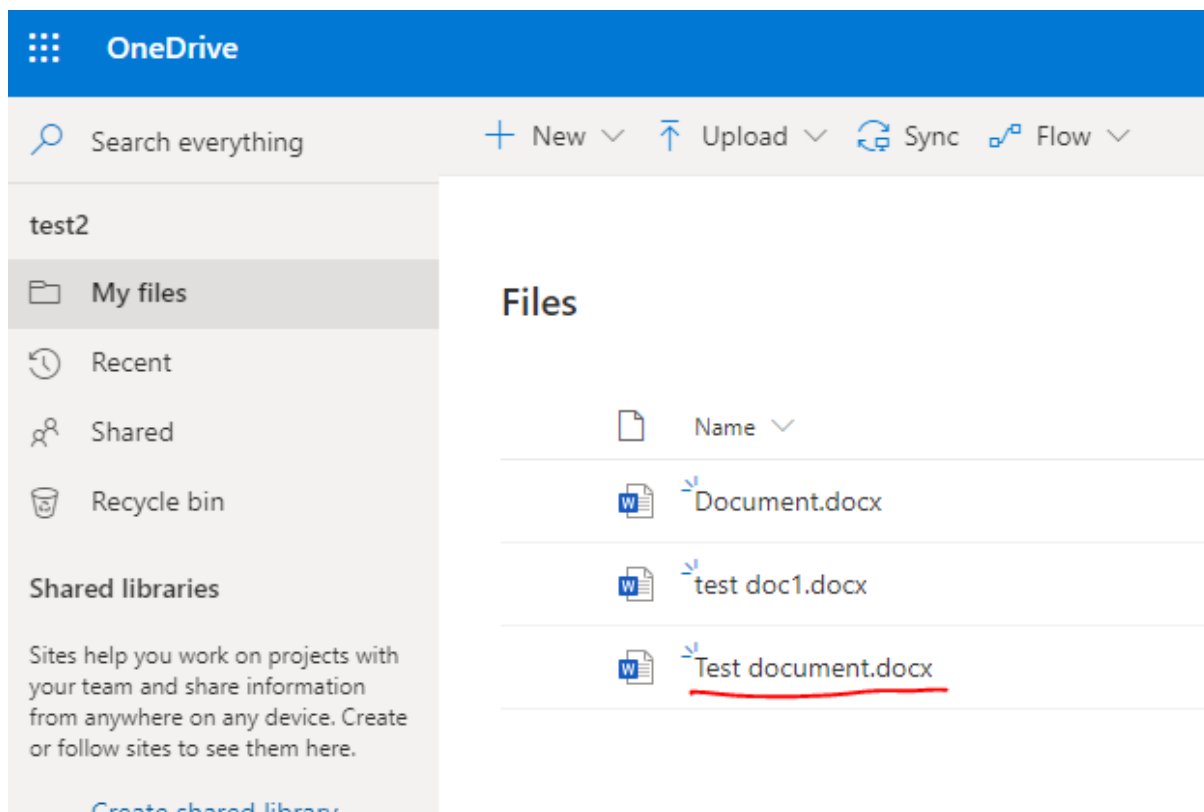
Sway

[All apps](#) →

Now upload the accompanying work that you have downloaded that was provided by your teacher.



You can now open the document by clicking on the link to your file through OneDrive.



From here you can read through the work provided by your teacher.

How effective are theories of the policy process at explaining changes in net neutrality and who benefits from it?

Table of Contents

Introduction	1.
Literature Review	3.
Theoretical Framework	9.
Application of the Theoretical Frameworks to Net Neutrality Policy	14.
Conclusion	26.
Bibliography	28.

Abbreviations

NN – Net Neutrality

NNN – Non-Net Neutrality

ISP – Internet Service Provider

CP – Content Provider

BP – Broadband Provider

QoS – Quality of Service

DPD – Democratic Policy Design

ACF – Advocacy Coalition Framework

MSA – Multiple Streams Approach

Once read, head back to the ‘Show My Homework’ website. Log in and click on the link for the homework you need to complete.

The screenshot displays the 'Show My Homework' website interface. On the left, a dark blue sidebar contains a green 'To-do list' button at the top, followed by icons and text for 'Calendar', 'Timetable', 'Gradebook', 'Notice board', 'My drive', and 'Support'. The main content area has a header with 'Issued' and 'Completed' tabs, with 'Issued' being the active tab. Below the tabs is a search box with the placeholder text 'Filter list by using key words in the search box' and 'Search...'. A horizontal line separates the search area from the homework list. On the right side of the list, there is a button labeled 'This w'. The homework list shows a single entry for 'Wednesday 04 March'. The word 'Homework' is circled in blue. Below the date, the text reads: 'Complete set homework using document attached. Homework for group Test - Add Support - Mr. R. Keeling'.

Now click on the 'Submit' tab, this will allow you to enter a manually written response to the teacher's request.

Description Results **Submit**

Online homework submission



B U *I* ~~S~~

-

-

-

-

 x_2 x^2 

Type something

Online homework submission



B U *I* ~~S~~

-

-

-

-

 x_2 x^2 

A Critical Analysis of Russian Media Freedom

Since the collapse of the Soviet Union, Russian media freedom has been a contentious and contested subject within Russian society.

Following the Soviet Union's demise there was a renewed emphasis of media freedom under the Gorbachev presidency.

However, this renewal was short lived following Gorbachev resignation and Vladimir Putin's rise to power.


Putin has once again curtailed the media liberties that were accepted in Gorbachev's tenure. This essay will analyse the historical changes in media freedoms in Russia and address the current relationship between the Russian institutions and legislation of the media. In addition, this essay will investigate how formal and informal actors apply restrictions on the media to enforce subordination to the Russian state.

To accomplish this, this work will analyse comparatively different media systems to see how Russian media relations compare. This will include Russia's new legislation regarding social media. Finally, concluding by providing a definitive position on the current state of media subordination within Russian society.

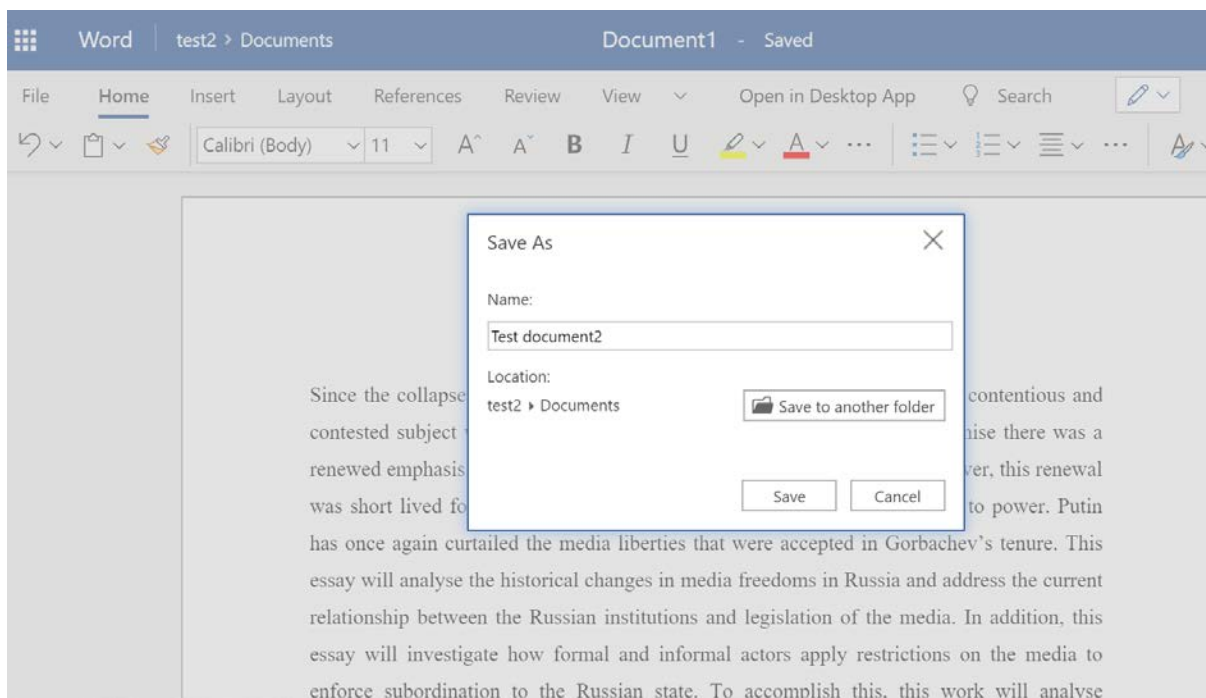
Once you are happy with the work you have written click 'Submit assignment to teacher'.

Submit assignment to teacher

Alternatively, you can create an online word document through Office 365 by heading back to office.com and signing in as previously. This time select a word document.



Once you are happy with your work, you can save the document, which will automatically save to your OneDrive folder.



head back to the 'Show My Homework' website. Log in and click on the link for the homework you need to complete.

To-do list

Calendar

Timetable

Gradebook

Notice board

My drive

Support

Issued Completed

Filter list by using key words in the search box

Search...

This w

Wednesday
04
March

Homework

Complete set homework using document attached.
Homework for group **Test** - Add Support - Mr. R. Keeling

Now click on the 'Submit' tab, and select 'add attachments'.

Description Results **Submit**

Online homework submission

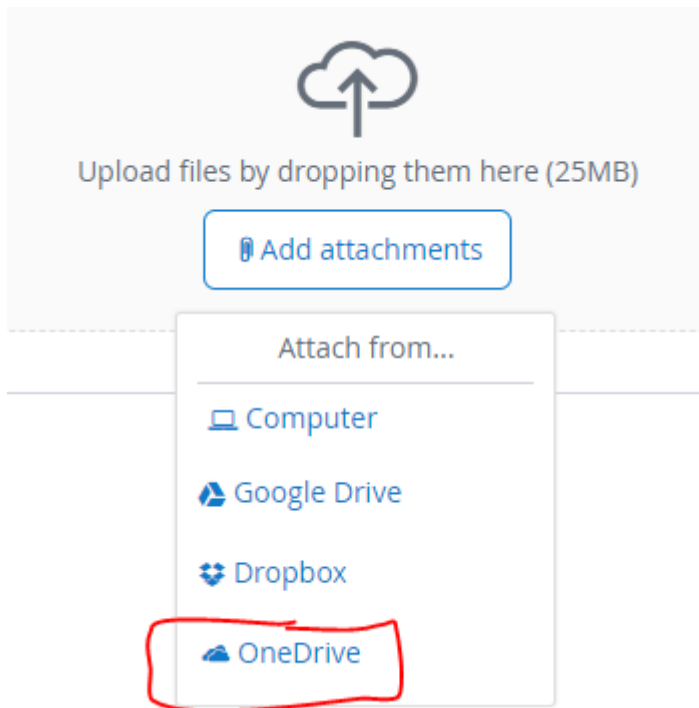
B U I S x_2 x^2

Type something

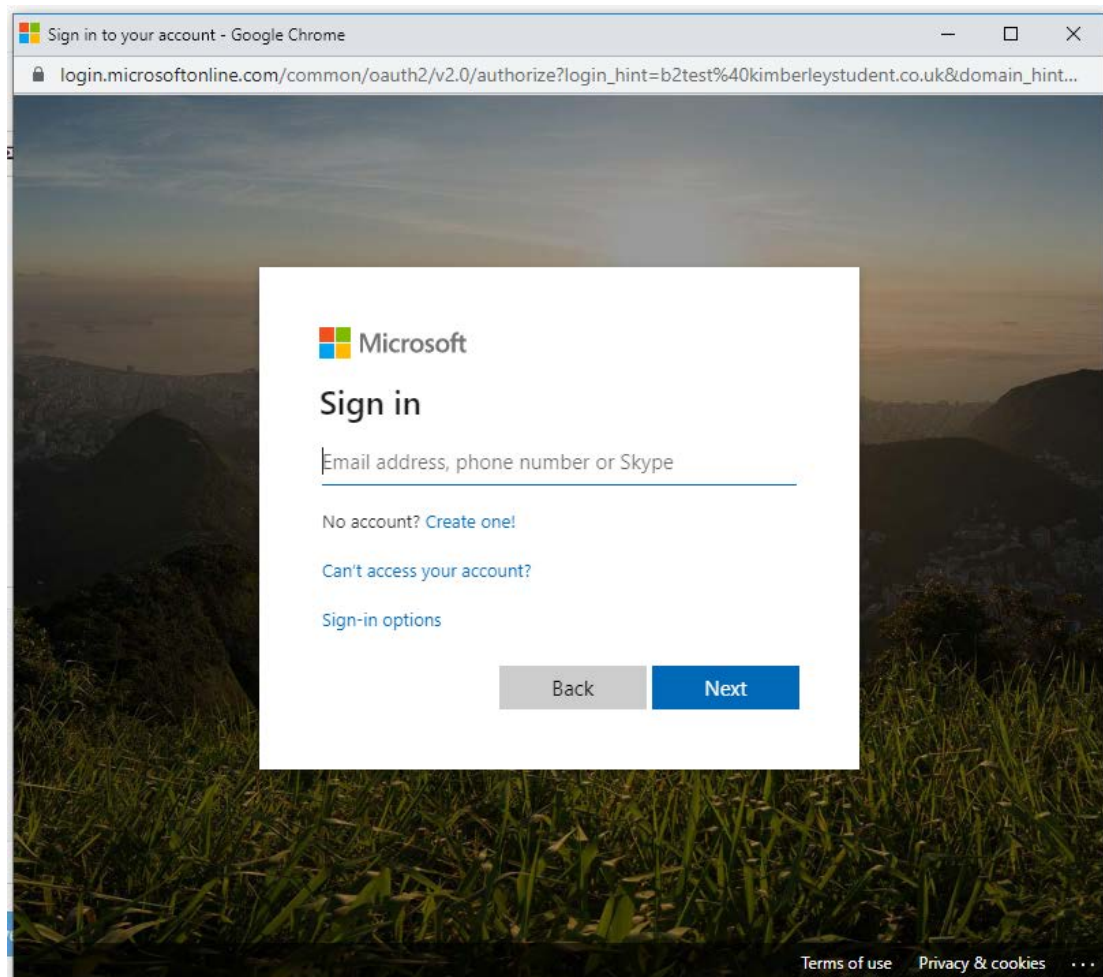
Upload files by dropping them here (25MB)

Add attachments

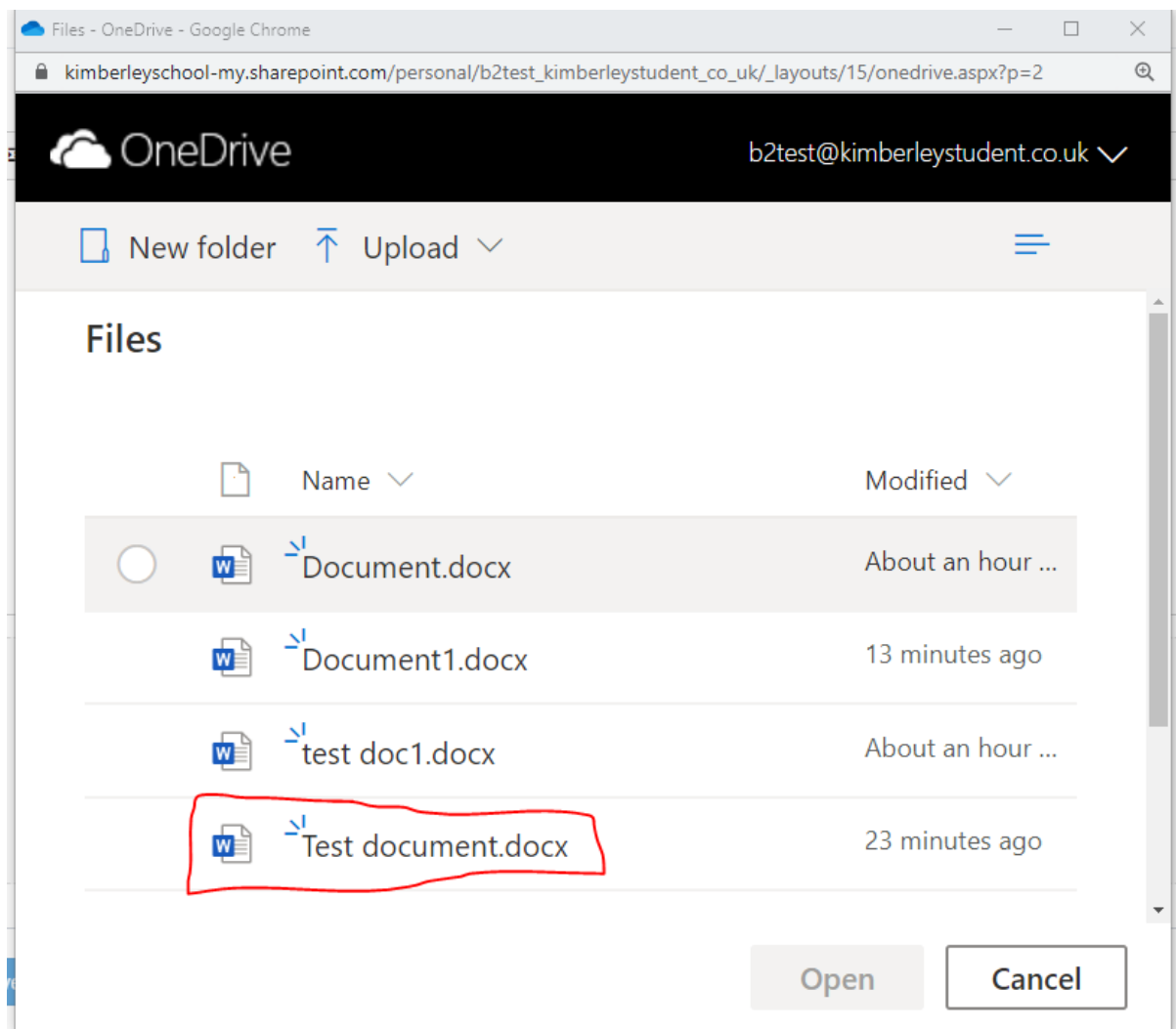
Now select the 'OneDrive' option.



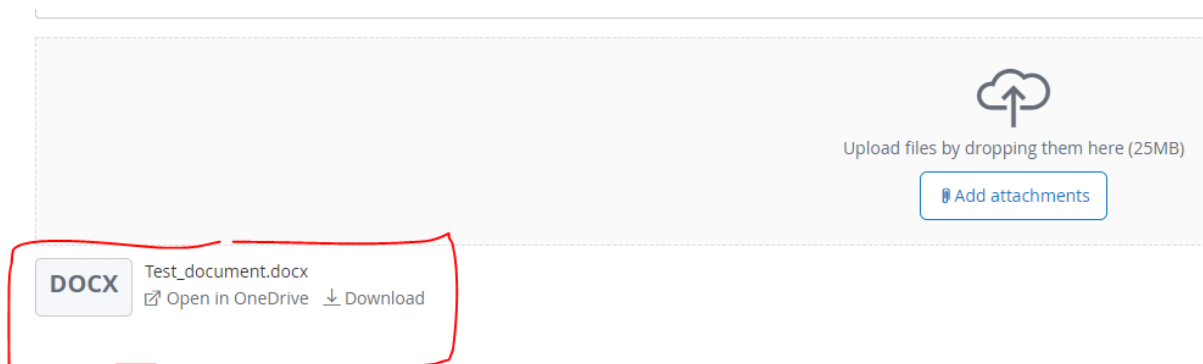
You may need to re-sign in to your **School Office365** account.



You should now have access to the 'OneDrive' file you saved earlier. Select it and click Open.



Your document should now be attached ready to submit.



Once the work has been uploaded click 'Submit assignment to teacher'.

Submit assignment to teacher